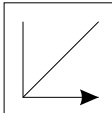
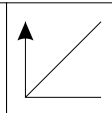
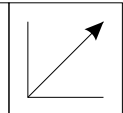

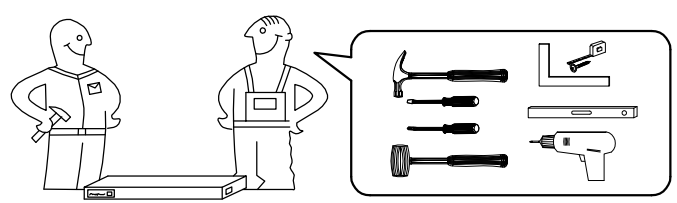


# Chest of drawers NANCY

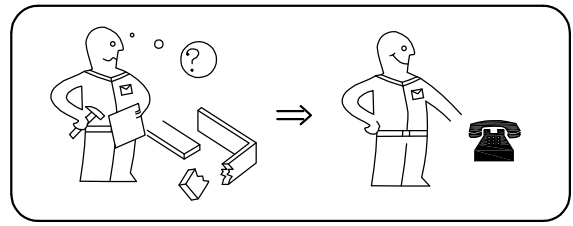

		
1200	985	446



- (PL) Instrukcja montażu
- (CZ) Návod k montáži
- (D) Montageanleitung
- (GB) Assembly instruction
- (F) Model d'emploi
- (HU) Szerelési útmutató
- (I) Istruzione di montaggio
- (NL) Handleiding voor de montage

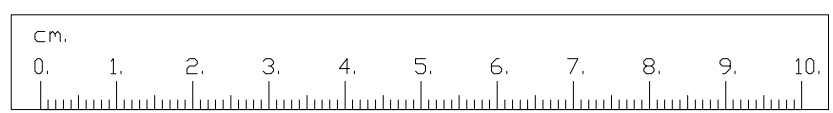
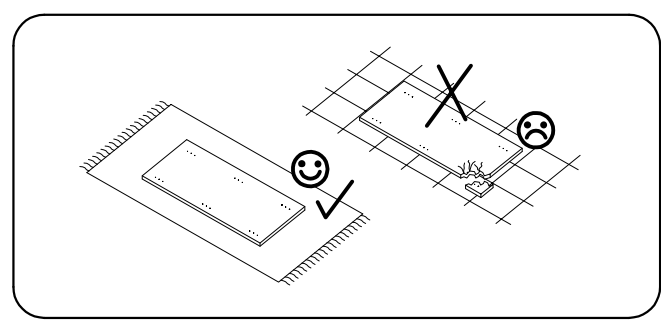

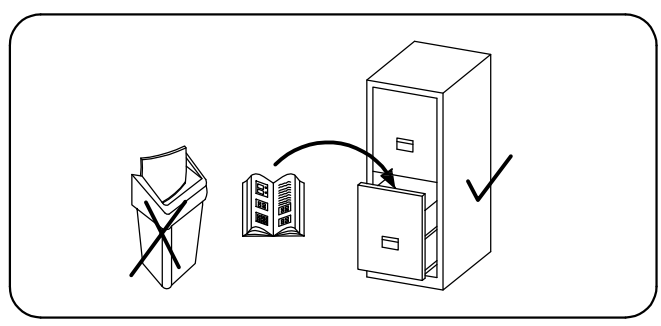


- (RU) Инструкция по монтажу
- (RO) Instrucțiuni de montare
- (SK) Návod k montáži
- (TR) Montaj talimatı

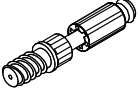


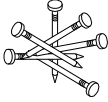

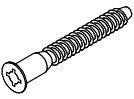
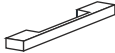



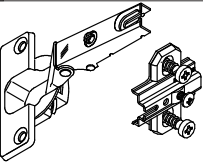
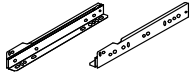

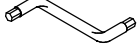
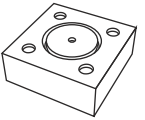
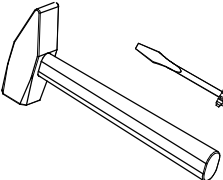
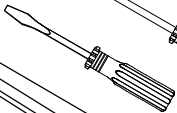
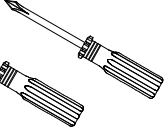
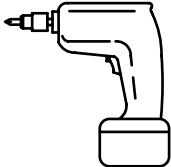




<b>Uwaga • Upozornění • Achtung • Attention • Caution • Figyelem</b> <b>Attenzione • Opgelet • Внимание • Atenție • Upozornenie • Dikkat</b>	
PL	Czyszczenie należy wykonać wyłącznie za pomocą ściereczki lub lekko nawilżonego ręcznika. Nie stosować środków czyszczących do szorowania.
CZ	Čistění je nutné vykonávat výhradně pomocí utěrky nebo lehce navlhčeného ručníku. Nepoužívejte čističí prostředky obsahující abrazivní částice.
D	Bitte nur mit einem Staubtuch oder leicht feuchtem Lappen reinigen. Keine scheuernden Putzmittel verwenden.
GB	Please only clean with a duster or a damp cloth. Do not use any abrasive cleaners.
F	Le nettoyage se fait uniquement à l'aide d'un torchon ou d'une serviette légèrement mouillée.
HU	A tisztítás kizárólag törölruha vagy enyhén nedvesített törölköző segítségével végezhető. Súroló hatású tisztítószereket nem szabad használni.
I	Pulire esclusivamente con un panno o un asciugamano umido.
NL	Reinig alleen met een stofdoek of een lichtjes vochtige doek. Gebruik geen schurende poetsmiddelen.
RU	Очищайте от пыли тряпкой или слегка влажной ветошью. Не допускается применение чистящих средств, не предназначенных для ухода за мебелью.
RO	Curățarea trebuie efectuată numai cu o cârpă sau cu un prosop ușor umezit. Nu utilizați agenți de curățare abrazivi.
SK	Čistení je nutné vykonávat výhradně pomocí utierky alebo ľahko zvlhnutým ručníkom. Nepoužívajte čistiace prostriedky obsahujúce abrazívne častice.
TR	Lütfen sadece bir toz beziyle veya hafif nemli yumuşak bir bezle siliniz. Aşındırıcı temizlik malzemeleri kullanmayınız.

**Karta serwisowa • Servisní list • Service Karte • Service card • Carte de service • Szervizkártya**  
**Scheda di servizio • Service kaart • Сервисная карта • Fisa service • Servisný list • Servis karti**



Pack	Description	Size, mm	Quantity	№
1	Furniture/Cabinetry hardware		1	
2	Side left	930x426	1	1
	Side right	930x426	1	2
	Side middle	780x426	1	3
	Side	134x426	4	4
	Top high	1200x430	1	5
	Top low	1200x426	1	18
	Connecting element	1168x426	1	6
	Shelves	384x426	1	7
	Shelves	768x426	1	8
	Side drawers	100x400	6	11
	Side drawers	100x311	6	12
	Back element	400x343	3	13
	Back element	140x1196	1	14
	Back element	800x394	2	15
	Back element	800x404	1	16
	Connecting back element	778 mm	1	17
3	Drawer panel	150x396	3	9
	Door left	809x396	1	19
	Door right	809x396	2	10

1	2	73	48	7
				
14 x	14 x	6 x	40 x	16 x
5	117	72	6	14
				
20 x	6 x	12 x	24 x	6 x
91	24	13	15	38
				
6 x	3 x	34 x	1 x	6 x
45	39	   		
		∅ 5 mm ∅ 7 mm		
10 x	8 x			

